




4423 m.

## GRAN PREMIO RED BULL DE ESPAÑA

## Free Practice Nr. 2

## Classification

6

		Rider	Nation	Team	Motorcycle	Time	Lap Total	Gap	Top Speed
1	22	Sam LOWES	GBR	Elf Marc VDS Racing Team	KALEX	<b>1'41.515</b>	18 18		<b>243.7</b>
2	87	Remy GARDNER	AUS	Red Bull KTM Ajo	KALEX	<b>1'41.774</b>	15 18	0.259 0.259	<b>244.8</b>
3	96	Jake DIXON	GBR	Petronas Sprinta Racing	KALEX	<b>1'41.785</b>	12 14	0.270 0.011	<b>247.1</b>
4	16	Joe ROBERTS	USA	Italtrans Racing Team	KALEX	<b>1'41.813</b>	15 17	0.298 0.028	<b>244.8</b>
5	25	Raul FERNANDEZ	SPA	Red Bull KTM Ajo	KALEX	<b>1'41.958</b>	8 16	0.443 0.145	<b>247.7</b>
6	11	Nicolò BULEGA	ITA	Federal Oil Gresini Moto2	KALEX	<b>1'42.002</b>	17 17	0.487 0.044	<b>244.8</b>
7	21	Fabio DI GIANNANTONIO	ITA	Federal Oil Gresini Moto2	KALEX	<b>1'42.091</b>	14 17	0.576 0.089	<b>245.4</b>
8	97	Xavi VIERGE	SPA	Petronas Sprinta Racing	KALEX	<b>1'42.166</b>	17 18	0.651 0.075	<b>246.5</b>
9	72	Marco BEZZECCHI	ITA	SKY Racing Team VR46	KALEX	<b>1'42.193</b>	12 12	0.678 0.027	<b>248.2</b>
10	37	Augusto FERNANDEZ	SPA	Elf Marc VDS Racing Team	KALEX	<b>1'42.214</b>	17 17	0.699 0.021	<b>246.0</b>
11	62	Stefano MANZI	ITA	Flexbox HP40	KALEX	<b>1'42.252</b>	14 17	0.737 0.038	<b>247.1</b>
12	9	Jorge NAVARRO	SPA	Lightech Speed Up	BOSCOSCURO	<b>1'42.313</b>	8 16	0.798 0.061	<b>247.1</b>
13	40	Hector GARZO	SPA	Flexbox HP40	KALEX	<b>1'42.329</b>	13 14	0.814 0.016	<b>247.1</b>
14	23	Marcel SCHROTTER	GER	Liqui Moly Intact GP	KALEX	<b>1'42.415</b>	9 16	0.900 0.086	<b>247.1</b>
15	35	Somkiat CHANTRA	THA	IDEMITSU Honda Team Asia	KALEX	<b>1'42.421</b>	6 18	0.906 0.006	<b>250.5</b>
16	5	Yari MONTELLA	ITA	Lightech Speed Up	BOSCOSCURO	<b>1'42.438</b>	13 14	0.923 0.017	<b>249.4</b>
17	7	Lorenzo BALDASSARRI	ITA	MV Agusta Forward Racing	MV AGUSTA	<b>1'42.533</b>	18 20	1.018 0.095	<b>239.4</b>
18	44	Aron CANET	SPA	Inde Aspar Team	BOSCOSCURO	<b>1'42.575</b>	14 14	1.060 0.042	<b>246.0</b>
19	79	Ai OGURA	JPN	IDEMITSU Honda Team Asia	KALEX	<b>1'42.588</b>	9 16	1.073 0.013	<b>247.7</b>
20	64	Bo BENDSNEYDER	NED	Pertamina Mandalika SAG Team	KALEX	<b>1'42.648</b>	13 16	1.133 0.060	<b>244.3</b>
21	42	Marcos RAMIREZ	SPA	American Racing	KALEX	<b>1'42.723</b>	15 15	1.208 0.075	<b>248.2</b>
22	19	Lorenzo DALLA PORTA	ITA	Italtrans Racing Team	KALEX	<b>1'42.734</b>	6 17	1.219 0.011	<b>249.4</b>
23	13	Celestino VIETTI	ITA	SKY Racing Team VR46	KALEX	<b>1'42.841</b>	5 11	1.326 0.107	<b>244.8</b>
24	24	Simone CORSI	ITA	MV Agusta Forward Racing	MV AGUSTA	<b>1'42.842</b>	3 17	1.327 0.001	<b>242.6</b>
25	75	Albert ARENAS	SPA	Inde Aspar Team	BOSCOSCURO	<b>1'42.955</b>	5 16	1.440 0.113	<b>246.5</b>
26	12	Thomas LUTHI	SWI	Pertamina Mandalika SAG Team	KALEX	<b>1'42.960</b>	3 13	1.445 0.005	<b>244.3</b>
27	55	Hafizh SYAHRIN	MAL	NTS RW Racing GP	NTS	<b>1'42.965</b>	14 17	1.450 0.005	<b>248.2</b>
28	6	Cameron BEAUBIER	USA	American Racing	KALEX	<b>1'43.171</b>	7 7	1.656 0.206	<b>246.0</b>
29	14	Tony ARBOLINO	ITA	Liqui Moly Intact GP	KALEX	<b>1'43.620</b>	10 15	2.105 0.449	<b>246.0</b>
30	10	Tommaso MARCON	ITA	MV Agusta Forward Racing	MV AGUSTA	<b>1'43.702</b>	11 11	2.187 0.082	<b>241.0</b>
31	32	Taiga HADA	JPN	NTS RW Racing GP	NTS	<b>1'44.423</b>	14 16	2.908 0.721	<b>247.7</b>

Practice condition: **Dry**Air: **21°**Humidity: **42%**Ground: **39°**

<b>Fastest Lap:</b>	Lap: 18	<b>Sam LOWES</b>	<b>1'41.515</b>	156.8 Km/h
<b>Best Race Lap:</b>	2019	<b>Lorenzo BALDASSARRI</b>	<b>1'41.539</b>	156.8 Km/h
<b>All Time Lap Record:</b>	2020	<b>Marcel SCHROTTER</b>	<b>1'41.109</b>	157.4 Km/h

The results are provisional until the end of the limit for protest and appeals.

Time limit for protest expires 30' after publication of the results - ..... Time: .....

These data/results cannot be reproduced, stored and/or transmitted in whole or in part by any manner of electronic, mechanical, photocopying, recording, broadcasting or otherwise now known or herein after developed without the previous express consent by the copyright owner, except for reproduction in daily press and regular printed publications on sale to the public within 60 days of the event related to those data/results and always provided that copyright symbol appears together as follows below.

© DORNA, 2021

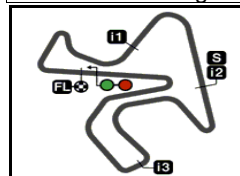
Official MotoGP Timing by TISSOT

www.motogp.com

Jerez de la Frontera, Friday, April 30, 2021

moto2™






4423 m.

## GRAN PREMIO RED BULL DE ESPAÑA

## Free Practice Nr. 2

## Combined Free Practice Times

7

		Rider	Nation	Team	MOTORCYCLE	FP1	FP2	Gap
1	22	<b>S.LOWES</b>	GBR	Elf Marc VDS Racing Team	KALEX	1'41.909 12	<b>1'41.515</b> 18	
2	87	<b>R.GARDNER</b>	AUS	Red Bull KTM Ajo	KALEX	<b>1'41.675</b> 16	1'41.774 15	0.160 0.160
3	96	<b>J.DIXON</b>	GBR	Petronas Sprinta Racing	KALEX	1'42.209 13	<b>1'41.785</b> 12	0.270 0.110
4	72	<b>M.BEZZECCHI</b>	ITA	SKY Racing Team VR46	KALEX	<b>1'41.797</b> 16	1'42.193 12	0.282 0.012
5	16	<b>J.ROBERTS</b>	USA	Italtrans Racing Team	KALEX	1'42.172 13	<b>1'41.813</b> 15	0.298 0.016
6	25	<b>R.FERNANDEZ</b>	SPA	Red Bull KTM Ajo	KALEX	<b>1'41.910</b> 15	1'41.958 8	0.395 0.097
7	9	<b>J.NAVARRO</b>	SPA	Lightech Speed Up	BOSCOURO	<b>1'41.918</b> 15	1'42.313 8	0.403 0.008
8	21	<b>F.DI GIANNANTO</b>	ITA	Federal Oil Gresini Moto2	KALEX	<b>1'41.924</b> 12	1'42.091 14	0.409 0.006
9	37	<b>A.FERNANDEZ</b>	SPA	Elf Marc VDS Racing Team	KALEX	<b>1'41.954</b> 13	1'42.214 17	0.439 0.030
10	11	<b>N.BULEGA</b>	ITA	Federal Oil Gresini Moto2	KALEX	1'42.218 14	<b>1'42.002</b> 17	0.487 0.048
11	35	<b>S.CHANTRA</b>	THA	IDEMITSU Honda Team Asia	KALEX	<b>1'42.094</b> 19	1'42.421 6	0.579 0.092
12	97	<b>X.VIERGE</b>	SPA	Petronas Sprinta Racing	KALEX	1'42.354 18	<b>1'42.166</b> 17	0.651 0.072
13	23	<b>M.SCHROTTER</b>	GER	Liqui Moly Intact GP	KALEX	<b>1'42.229</b> 13	1'42.415 9	0.714 0.063
14	62	<b>S.MANZI</b>	ITA	Flexbox HP40	KALEX	1'42.662 14	<b>1'42.252</b> 14	0.737 0.023
15	44	<b>A.CANET</b>	SPA	Inde Aspar Team	BOSCOURO	<b>1'42.263</b> 10	1'42.575 14	0.748 0.011
16	75	<b>A.ARENAS</b>	SPA	Inde Aspar Team	BOSCOURO	<b>1'42.299</b> 15	1'42.955 5	0.784 0.036
17	40	<b>H.GARZO</b>	SPA	Flexbox HP40	KALEX	1'42.559 14	<b>1'42.329</b> 13	0.814 0.030
18	5	<b>Y.MONTELLA</b>	ITA	Lightech Speed Up	BOSCOURO	1'42.633 13	<b>1'42.438</b> 13	0.923 0.109
19	64	<b>B.BENDSNEYDEI</b>	NED	Pertamina Mandalika SAG Team	KALEX	<b>1'42.531</b> 14	1'42.648 13	1.016 0.093
20	7	<b>L.BALDASSARRI</b>	ITA	MV Agusta Forward Racing	MV AGUSTA	1'42.540 19	<b>1'42.533</b> 18	1.018 0.002
21	79	<b>A.OGURA</b>	JPN	IDEMITSU Honda Team Asia	KALEX	1'43.513 15	<b>1'42.588</b> 9	1.073 0.055
22	12	<b>T.LUTHI</b>	SWI	Pertamina Mandalika SAG Team	KALEX	<b>1'42.601</b> 12	1'42.960 3	1.086 0.013
23	42	<b>M.RAMIREZ</b>	SPA	American Racing	KALEX	1'42.964 13	<b>1'42.723</b> 15	1.208 0.122
24	19	<b>L.DALLA PORTA</b>	ITA	Italtrans Racing Team	KALEX	1'42.828 20	<b>1'42.734</b> 6	1.219 0.011
25	13	<b>C.VIETTI</b>	ITA	SKY Racing Team VR46	KALEX	1'43.086 17	<b>1'42.841</b> 5	1.326 0.107
26	24	<b>S.CORSI</b>	ITA	MV Agusta Forward Racing	MV AGUSTA	1'43.007 19	<b>1'42.842</b> 3	1.327 0.001
27	6	<b>C.BEAUBIER</b>	USA	American Racing	KALEX	<b>1'42.953</b> 14	1'43.171 7	1.438 0.111
28	55	<b>H.SYHRIN</b>	MAL	NTS RW Racing GP	NTS	1'43.476 5	<b>1'42.965</b> 14	1.450 0.012
29	14	<b>T.ARBOLINO</b>	ITA	Liqui Moly Intact GP	KALEX	<b>1'43.047</b> 7	1'43.620 10	1.532 0.082
30	10	<b>T.MARCON</b>	ITA	MV Agusta Forward Racing	MV AGUSTA	1'43.899 13	<b>1'43.702</b> 11	2.187 0.655
31	32	<b>T.HADA</b>	JPN	NTS RW Racing GP	NTS	1'45.377 20	<b>1'44.423</b> 14	2.908 0.721

<b>Pole Position Record:</b>	2019	<b>Jorge NAVARRO</b>	<b>1'41.182</b>	157.3 Km/h
<b>Best Race Lap:</b>	2019	<b>Lorenzo BALDASSARRI</b>	<b>1'41.539</b>	156.8 Km/h
<b>All Time Lap Record:</b>	2020	<b>Marcel SCHROTTER</b>	<b>1'41.109</b>	157.4 Km/h

The results are provisional until the end of the limit for protest and appeals.

Time limit for protest expires 60' after publication of the results - Mr. .... Time: .....

These data/results cannot be reproduced, stored and/or transmitted in whole or in part by any manner of electronic, mechanical, photocopying, recording, broadcasting or otherwise now known or herein after developed without the previous express consent by the copyright owner, except for reproduction in daily press and regular printed publications on sale to the public within 60 days of the event related to those data/results and always provided that copyright symbol appears together as follows below.

© DORNA, 2021

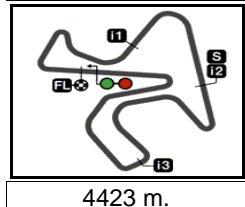
Official MotoGP Timing by TISSOT

www.motogp.com

Jerez de la Frontera, Friday, April 30, 2021







# GRAN PREMIO RED BULL DE ESPAÑA

## Free Practice Nr. 2

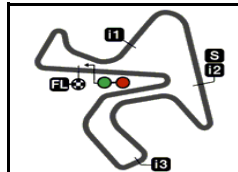
### Top Speed & Average

8

Rider	Nation	Motorcycle	Top 5 speeds					Average	Top
35 Somkiat CHANTRA	THA	KALEX	250.5	247.7	247.1	245.4	245.4	246.9	250.5
5 Yari MONTELLA	ITA	BOSCOSCURO	249.4	245.4	245.4	245.4	244.3	245.7	249.4
19 Lorenzo DALLA PORTA	ITA	KALEX	249.4	247.7	246.5	245.4	245.4	246.3	249.4
42 Marcos RAMIREZ	SPA	KALEX	248.2	245.4	245.4	244.8	244.8	245.7	248.2
55 Hafizh SYAHRIN	MAL	NTS	248.2	243.2	242.6	242.6	242.6	243.6	248.2
72 Marco BEZZECCHI	ITA	KALEX	248.2	247.1	247.1	247.1	246.5	247.2	248.2
25 Raul FERNANDEZ	SPA	KALEX	247.7	247.1	246.5	246.5	246.0	246.6	247.7
32 Taiga HADA	JPN	NTS	247.7	245.4	245.4	244.8	243.7	245.4	247.7
79 Ai OGURA	JPN	KALEX	247.7	246.0	244.8	244.8	244.8	245.5	247.7
9 Jorge NAVARRO	SPA	BOSCOSCURO	247.1	246.0	244.3	244.3	244.3	244.9	247.1
23 Marcel SCHROTTER	GER	KALEX	247.1	246.0	246.0	244.8	244.8	245.6	247.1
40 Hector GARZO	SPA	KALEX	247.1	246.5	246.0	246.0	245.4	246.0	247.1
62 Stefano MANZI	ITA	KALEX	247.1	246.0	245.4	245.4	244.3	245.0	247.1
96 Jake DIXON	GBR	KALEX	247.1	244.3	243.2	243.2	242.6	243.8	247.1
75 Albert ARENAS	SPA	BOSCOSCURO	246.5	246.5	246.0	244.8	244.8	245.7	246.5
97 Xavi VIERGE	SPA	KALEX	246.5	246.0	245.4	244.8	244.3	245.1	246.5
6 Cameron BEAUBIER	USA	KALEX	246.0	245.4	244.8	244.3	243.7	244.8	246.0
14 Tony ARBOLINO	ITA	KALEX	246.0	246.0	244.8	244.3	244.3	245.0	246.0
37 Augusto FERNANDEZ	SPA	KALEX	246.0	246.0	245.4	244.8	244.8	245.4	246.0
44 Aron CANET	SPA	BOSCOSCURO	246.0	245.4	244.3	243.2	242.1	244.2	246.0
21 Fabio DI GIANNANTONIO	ITA	KALEX	245.4	245.4	244.8	244.3	244.3	244.8	245.4
11 Nicolò BULEGA	ITA	KALEX	244.8	244.3	243.7	242.6	242.6	243.4	244.8
13 Celestino VIETTI	ITA	KALEX	244.8	244.3	241.6	241.0	241.0	242.5	244.8
16 Joe ROBERTS	USA	KALEX	244.8	244.3	244.3	244.3	243.7	244.2	244.8
87 Remy GARDNER	AUS	KALEX	244.8	244.3	243.7	243.7	243.7	244.0	244.8
12 Thomas LUTHI	SWI	KALEX	244.3	243.7	243.7	242.1	242.1	243.2	244.3
64 Bo BENDSNEYDER	NED	KALEX	244.3	244.3	243.7	243.2	243.2	243.7	244.3
22 Sam LOWES	GBR	KALEX	243.7	243.2	242.6	242.6	242.1	242.8	243.7
24 Simone CORSI	ITA	MV AGUSTA	242.6	241.6	241.0	240.5	240.5	241.2	242.6
10 Tommaso MARCON	ITA	MV AGUSTA	241.0	238.9	237.8	237.3	236.3	237.9	241.0
7 Lorenzo BALDASSARRI	ITA	MV AGUSTA	239.4	239.4	238.9	238.4	238.4	238.8	239.4

These data/results cannot be reproduced, stored and/or transmitted in whole or in part by any manner of electronic, mechanical, photocopying, recording, broadcasting or otherwise now known or herein after developed without the previous express consent by the copyright owner, except for reproduction in daily press and regular printed publications on sale to the public within 60 days of the event related to those data/results and always provided that copyright symbol appears together as follows below.

© DORNA, 2021



4423 m.

## GRAN PREMIO RED BULL DE ESPAÑA

## Free Practice Nr. 2

## Chronological Analysis of Performances

9

\* Lap / Sector time cancelled

T1 Time from finish line to 1st intermedate

T3 Time from 2nd intermed. to 3rd intermed.

P Crossing the finish line in pit lane

T2 Time from 1st intermed. to 2nd intermed.

T4 Time from 3rd intermedate to finish line

Lap	Lap Time	T1	T2	T3	T4	Speed	Lap	Lap Time	T1	T2	T3	T4	Speed	
<b>1st</b>	<b>22</b>	<b>Sam LOWES</b> Elf Marc VDS Racing GBR						3	1'43.222 *	25.549	15.318	30.552*	31.803	247.1
		Runs=3	Total laps=18	Full laps=9			4	1'42.628 *	25.508	15.302	30.307	31.511	243.2	
1	3'00.536	29.887	15.695	31.116	31.839	241.0	5	1'42.824 *	25.458	15.318	30.179	31.869*	243.2	
2	<b>1'42.305</b>	25.449	15.358	30.240	31.258	241.6	6	1'46.292 P	30.06*	15.942	32.283	28.003	240.5	
3	1'41.940 *	25.243	15.219	30.155*	31.323*	243.7	7	1'51.524	31.162	15.947	32.321	32.094	232.7	
4	1'42.309 *	25.32*	15.403	30.226	31.360*	240.5	8	<b>1'44.431</b>	25.695	15.509	30.562	32.665	241.0	
5	<b>1'42.099</b>	25.298	15.251	30.101	31.449	243.2	9	1'38.647 P	25.470	15.456	30.397	27.324	241.0	
6	<b>1'41.940</b>	25.157	15.269	30.214	31.300	242.6	10	1'57.248	33.616	17.194	32.826	33.612	178.2	
7	<b>1'42.009</b>	25.258	15.366	30.140	31.245	242.6	11	<b>1'42.235</b>	25.379	15.341	30.125	31.390	240.0	
8	1'49.660 *	30.32*	16.310	31.481*	31.544	222.6	12	<b>1'41.785</b>	25.249	15.171	30.011	31.354	242.6	
9	<b>1'42.168</b>	25.200	15.418	30.194	31.356	240.0	13	<b>1'51.319</b>	25.210	15.361	32.903	37.845	240.0	
10	1'42.919 P	26.488	16.072	31.274	29.085	227.8	14	1'42.527 *	25.45*	15.277	30.260	31.537	242.6	
11	1'48.125	30.031	15.618	30.487	31.989	239.4	<b>4th</b>	<b>16</b>	<b>Joe ROBERTS</b> Italtrans Racing Team USA					
12	<b>1'42.834</b>	25.428	15.461	30.404	31.541	238.9			Runs=3	Total laps=17	Full laps=8			
13	<b>1'42.365</b>	25.247	15.386	30.238	31.494	240.5	1	3'14.488	30.407	15.675	31.275	31.943	240.5	
14	1'42.337 *	25.26*	15.395	30.236	31.446	240.5	2	<b>1'42.933</b>	25.559	15.346	30.435	31.593	241.0	
15	1'43.029 P	26.681	16.152	31.485	28.711	224.5	3	1'42.326 *	25.462	15.318	30.228*	31.318	244.3	
16	1'47.258	30.079	15.476	30.265	31.438	240.5	4	<b>1'41.941</b>	25.233	15.304	30.110	31.294	242.1	
17	<b>1'41.857</b>	25.123	15.226	30.086	31.422	242.1	5	<b>1'42.851</b>	25.778	15.283	30.420	31.370	243.7	
18	<b>1'41.515</b>	25.122	15.263	29.962	31.168	240.0	6	<b>1'42.278</b>	25.411	15.257	30.300	31.310	243.7	
<b>2nd</b>	<b>87</b>	<b>Remy GARDNER</b> Red Bull KTM Ajo AUS						7	<b>1'44.149</b>	25.447	15.347	31.609	31.746	242.6
		Runs=3	Total laps=18	Full laps=8			8	1'42.433 *	25.460	15.306	30.224*	31.443	244.3	
1	2'41.146	31.858	15.967	31.606	32.219	241.0	9	1'39.043 P	25.377	15.326	30.307	28.033	241.6	
2	1'42.797 *	25.624	15.345	30.373	31.455*	242.6	10	1'48.964	30.939	15.535	30.678	31.812	239.4	
3	1'45.353 *	27.43*	15.380	30.512*	32.030	244.3	11	1'43.890 *	26.23*	15.439	30.521	31.700	241.0	
4	1'43.302 *	25.495	15.446	30.404	31.957	243.2	12	1'38.723 P	25.393	15.390	30.368	27.572	241.6	
5	<b>1'46.763</b>	25.409	15.306	30.444	35.604	243.7	13	1'47.386	29.533	15.678	30.639	31.536	243.2	
6	<b>1'42.332</b>	25.268	15.241	30.094	31.729	244.8	14	1'42.154 *	25.27*	15.414	30.133	31.335	243.2	
7	1'41.284 P	25.115	15.345	31.757	29.067	243.2	15	<b>1'41.813</b>	25.177	15.231	30.217	31.188	244.8	
8	1'51.187	31.345	15.910	31.416	32.516	238.9	16	<b>1'41.904</b>	25.298	15.297	30.133	31.176	243.2	
9	1'43.745 *	25.79*	15.425	31.060	31.463	242.1	17	<b>1'41.865</b>	25.270	15.280	30.162	31.153	244.3	
10	<b>1'42.475</b>	25.393	15.311	30.343	31.428	241.6	<b>5th</b>	<b>25</b>	<b>Raul FERNANDEZ</b> Red Bull KTM Ajo SPA					
11	<b>1'42.415</b>	25.255	15.314	30.330	31.516	242.1			Runs=3	Total laps=16	Full laps=9			
12	1'41.063 P	25.399	15.345	31.712	28.607	241.6	1	2'50.566	33.464	16.181	31.279	31.731	242.6	
13	1'59.739	32.707	17.577	37.306	32.149	161.4	2	<b>1'42.925</b>	25.671	15.429	30.355	31.470	244.3	
14	<b>1'42.689</b>	25.476	15.313	30.263	31.637	242.6	3	1'41.830 *	25.241	15.258	30.120*	31.211	246.0	
15	<b>1'41.774</b>	25.222	15.240	30.023	31.289	243.2	4	<b>1'42.563</b>	25.426	15.258	30.272	31.607	246.5	
16	<b>1'41.914</b>	25.179	15.276	30.178	31.281	243.7	5	1'41.592 P	25.573	16.221	31.367	28.431	246.0	
17	<b>1'42.066</b>	25.228	15.302	30.173	31.363	243.7	6	1'51.576	33.096	15.890	30.839	31.751	240.5	
18	1'42.304 *	25.318	15.277	30.333	31.376*	243.2	7	<b>1'43.314</b>	25.657	15.403	30.514	31.740	242.1	
<b>3rd</b>	<b>96</b>	<b>Jake DIXON</b> Petronas Sprinta Raci GBR						8	<b>1'41.958</b>	25.238	15.318	30.079	31.323	245.4
		Runs=3	Total laps=14	Full laps=5			9	<b>1'42.095</b>	25.215	15.288	30.149	31.443	243.2	
1	2'45.260	31.499	15.833	31.199	32.967	242.1	10	1'42.416 P	27.111	15.675	31.467	28.163	242.6	
2	<b>1'43.049</b>	25.670	15.303	30.368	31.708	244.3	11	1'49.813	30.044	15.453	32.053	32.263	245.4	

**Fastest Lap:** Sam LOWES Elf Marc VDS Racing GBR **1'41.515** 25.122 15.263 29.962 31.168

These data/results cannot be reproduced, stored and/or transmitted in whole or in part by any manner of electronic, mechanical, photocopying, recording, broadcasting or otherwise now known or herein after developed without the previous express consent by the copyright owner, except for reproduction in daily press and regular printed publications on sale to the public within 60 days of the event related to those data/results and always provided that copyright symbol appears together as follows below.  
© DORNA, 2021

## Free Practice Nr. 2

Moto2

Lap	Lap Time	T1	T2	T3	T4	Speed	Lap	Lap Time	T1	T2	T3	T4	Speed
12	1'43.288	25.390	15.294	30.405	32.199	245.4	9	1'42.318 P	25.513	15.538	33.514	27.753	239.4
13	1'50.327	25.442	16.895	34.813	33.177	164.8	10	1'51.349	31.929	15.980	31.487	31.953	237.3
14	1'42.276 *	25.531*	15.203	30.139	31.395	247.7	11	1'43.013	25.365	15.436	30.562	31.650	242.1
15	1'47.506	25.544	15.300	31.086	35.576	246.5	12	1'42.679	25.326	15.504	30.466	31.383	240.5
16	1'42.507	25.573	15.336	30.187	31.411	247.1	13	1'42.254	25.225	15.373	30.275	31.381	246.0
<b>6th 11 Nicolò BULEGA</b> Federal Oil Gresini M ITA							<b>9th 72 Marco BEZZECCHI</b> SKY Racing Team VR ITA						
Runs=3 Total laps=17 Full laps=11							Runs=2 Total laps=12 Full laps=6						
1	2'25.564	30.075	15.725	31.699	31.876	240.0	1	3'09.494	31.590	16.452	32.353	32.597	233.7
2	1'43.504	25.714	15.333	30.773	31.684	242.6	2	1'43.309	25.907	15.318	30.509	31.575	245.4
3	1'43.288	25.720	15.336	30.622	31.610	242.6	3	1'42.884 *	25.445	15.230	30.837*	31.372	248.2
4	1'43.718	25.835	15.398	30.749	31.736	244.8	4	1'42.980 *	25.651	15.267	30.587	31.475*	245.4
5	1'42.995	25.526	15.360	30.582	31.527	241.6	5	1'43.465	25.356	15.270	30.513	32.326	247.1
6	1'47.404	25.627	15.345	32.090	34.342	241.6	6	1'42.714	25.433	15.175	30.390	31.716	247.1
7	1'45.362 P	29.639	15.955	31.734	28.034	236.3	7	1'42.831	25.458	15.363	30.578	31.432	244.8
8	1'50.472	31.565	15.704	31.309	31.894	240.0	8	1'42.509 *	25.341	15.324	30.532*	31.312	246.5
9	1'43.527	25.804	15.448	30.505	31.770	241.6	9	1'43.220	25.289	15.690	30.802	31.439	233.2
10	1'43.200	25.646	15.377	30.618	31.559	241.6	10	1'38.855 P	25.480	15.385	30.500	27.490	242.6
11	1'43.186	25.663	15.532	30.431	31.560	241.0	11	1'47.274	29.173	15.565	30.810	31.726	243.7
12	1'45.210 P	28.914	15.949	31.851	28.496	233.7	12	1'42.193	25.384	15.275	30.317	31.217	247.1
13	1'48.034	30.052	15.609	30.767	31.606	238.9	<b>7th 21 Fabio DI GIANNANT</b> Federal Oil Gresini M ITA						
14	1'49.290	25.358	15.201	37.002	31.729	243.7	Runs=2 Total laps=17 Full laps=9						
15	1'42.202 *	25.42*	15.263	30.252	31.266	242.1	1	2'44.440	29.639	15.707	38.525	34.132	241.0
16	1'42.382	25.467	15.216	30.217	31.482	244.3	2	1'42.948	25.645	15.274	30.385	31.644	243.7
17	1'42.002	25.273	15.226	30.308	31.195	242.6	3	1'42.735 *	25.337	15.320	30.281*	31.797	243.2
<b>8th 97 Xavi VIERGE</b> Petronas Sprinta Raci SPA							<b>10th 37 Augusto FERNAND</b> Elf Marc VDS Racing SPA						
Runs=2 Total laps=18 Full laps=12							Runs=3 Total laps=17 Full laps=9						
1	2'52.009	34.789	16.900	31.993	31.847	227.8	1	2'43.535	31.180	15.642	32.632	37.167	243.2
2	1'44.153	25.598	15.371	30.768	32.416	244.3	2	1'44.486	25.718	15.373	30.345	33.050	244.3
3	1'42.879 *	25.290	15.266	30.419*	31.904	246.5	3	1'42.680 *	25.500	15.248	30.316*	31.616	246.0
4	1'42.667	25.338	15.369	30.421	31.539	242.1	4	1'42.511 *	25.520	15.332	30.241	31.418	243.7
5	1'42.240	25.284	15.286	30.316	31.354	245.4	5	1'42.530	25.426	15.308	30.242	31.554	245.4
6	1'45.594	25.295	15.361	30.414	34.524	244.3	6	1'42.795	25.407	15.456	30.423	31.509	243.7
7	1'45.208	25.380	15.430	32.813	31.585	243.7	7	1'42.389	25.378	15.379	30.213	31.419	243.7
8	1'45.693 *	25.365	15.341	32.489*	32.498	244.8	8	1'43.924 *	25.430	15.432	31.128*	31.934	244.3
<b>11th 62 Stefano MANZI</b> Flexbox HP40 ITA							<b>9th 37 Augusto FERNAND</b> Elf Marc VDS Racing SPA						
Runs=2 Total laps=17 Full laps=10							Runs=3 Total laps=17 Full laps=9						
1	2'47.793 *	32.109	15.898	31.676	31.977*	242.1	9	1'38.557 P	25.280	15.369	30.468	27.440	242.6
2	1'43.541	25.763	15.508	30.496	31.774	244.3	10	1'51.040	32.270	15.825	31.030	31.915	238.4
3	1'42.919 *	25.453	15.383	30.444*	31.639	245.4	11	1'43.338	25.641	15.444	30.537	31.716	241.6
4	1'43.172	25.534	15.540	30.497	31.601	242.1	12	1'37.809 P	25.339	15.471	30.242	26.757	244.8
5	1'47.708 *	28.25*	17.238	30.608	31.609	244.3	13	1'52.857	30.566	15.621	30.488	36.182	244.3
6	1'42.937	25.336	15.515	30.464	31.622	243.7	14	1'42.802	25.701	15.413	30.321	31.367	244.8
7	1'42.767 *	25.26*	15.537	30.344	31.621	243.2	15	1'42.481	25.307	15.311	30.270	31.593	246.0
8	1'42.576 *	25.288	15.473	30.290*	31.525	244.3	16	1'42.373	25.298	15.398	30.287	31.390	243.7
<b>Fastest Lap:</b> Sam LOWES Elf Marc VDS Racing GBR 1'41.515 25.122 15.263 29.962 31.168													

These data/results cannot be reproduced, stored and/or transmitted in whole or in part by any manner of electronic, mechanical, photocopying, recording, broadcasting or otherwise now known or herein after developed without the previous express consent by the copyright owner, except for reproduction in daily press and regular printed publications on sale to the public within 60 days of the event related to those data/results and always provided that copyright symbol appears together as follows below.  
© DORNA, 2021

# Free Practice Nr. 2

# Moto2

Lap	Lap Time	T1	T2	T3	T4	Speed	Lap	Lap Time	T1	T2	T3	T4	Speed
9	1'42.477	25.287	15.439	30.238	31.513	243.7	10	1'40.987 P	27.026	15.595	30.792	27.574	240.0
10	1'44.668 P	28.054	16.082	32.289	28.243	228.8	11	1'57.948 *	37.297	17.123	31.462	32.066*	242.6
11	1'49.367	31.083	15.729	30.822	31.733	241.0	12	1'45.277	25.578	15.458	30.734	33.507	243.7
12	1'42.811	25.534	15.462	30.315	31.500	244.3	13	1'42.887	25.458	15.423	30.384	31.622	243.7
13	1'42.333	25.293	15.389	30.184	31.467	243.7	14	1'44.430	25.353	15.419	30.403	33.255	243.7
14	1'42.252	25.402	15.262	30.285	31.303	247.1	15	1'42.668	25.442	15.393	30.421	31.412	244.3
15	1'42.575	25.489	15.295	30.322	31.469	246.0	16	1'46.262 *	25.42*	16.551	32.540	31.742	211.7
16	1'45.275	25.294	15.334	30.426	34.221	245.4							
17	1'42.893	25.317	15.438	30.552	31.586	244.3							

12th 9		Jorge NAVARRO		Lightech Speed Up		SPA
		Runs=3	Total laps=16	Full laps=9		
1	2'18.858	29.894	16.124	31.468	32.227	241.0
2	1'42.867	25.462	15.312	30.528	31.565	244.3
3	1'42.391	25.252	15.318	30.239	31.582	244.3
4	1'42.604	25.421	15.408	30.214	31.561	242.1
5	1'42.323	25.332	15.369	30.194	31.428	244.3
6	1'39.371 P	25.375	15.380	30.669	27.947	244.3
7	1'49.245	30.912	15.677	30.734	31.922	239.4
8	1'42.313	25.318	15.323	30.316	31.356	242.6
9	1'42.706 *	25.404	15.307	30.441	31.554*	244.3
10	1'42.511	25.402	15.423	30.277	31.409	242.1
11	1'39.728 P	25.270	15.385	30.498	28.575	241.0
12	1'59.804	29.618	15.559	30.794	43.833	242.1
13	1'51.026 *	25.71*	15.927	35.879	33.506	191.1
14	1'42.826	25.585	15.332	30.378	31.531	247.1
15	1'42.414	25.307	15.291	30.352	31.464	246.0
16	1'49.970	25.357	15.421	36.696	32.496	243.2

15th 35		Somkiat CHANTRA		IDEMITSU Honda Te		THA
		Runs=2	Total laps=18	Full laps=13		
1	2'23.540	29.539	15.613	31.178	31.812	245.4
2	1'43.213	25.762	15.294	30.580	31.577	247.1
3	1'43.422	25.886	15.188	30.796	31.552	250.5
4	1'42.633	25.672	15.149	30.400	31.412	247.7
5	1'43.254	25.673	15.520	30.487	31.574	243.2
6	1'42.421	25.411	15.241	30.352	31.417	245.4
7	1'43.179	25.494	15.355	30.502	31.828	243.7
8	1'44.557 *	25.49*	15.431	31.659*	31.971	245.4
9	1'43.199	25.512	15.294	30.674	31.719	243.7
10	1'40.020 P	25.83*	15.557	30.727	27.900	243.2
11	1'58.665 *	32.757	16.981	33.334	35.593*	219.5
12	1'45.216	26.042	15.817	31.404	31.953	220.8
13	1'43.656 *	25.830	15.317	30.785	31.724*	244.3
14	1'43.756	25.791	15.358	30.730	31.877	243.2
15	1'43.295	25.624	15.326	30.615	31.730	243.7
16	1'43.694	25.474	15.273	31.442	31.505	243.2
17	1'44.051	26.453	15.292	30.684	31.622	244.3
18	1'44.224	26.210	15.377	30.639	31.998	243.7

13th 40		Hector GARZO		Flexbox HP40		SPA
		Runs=3	Total laps=13	Full laps=7		
1	2'20.771	30.375	15.890	32.014	32.078	243.2
2	1'43.507 *	25.772	15.414	30.613	31.708*	246.0
3	1'45.172	25.540	15.444	30.543	33.645	243.2
4	1'43.101	25.527	15.415	30.499	31.660	243.7
5	1'47.433	26.666	15.653	33.332	31.782	245.4
6	1'42.806	25.400	15.368	30.494	31.544	245.4
7	1'51.384 P	30.17*	16.935	35.626	28.651	217.7
8	1'49.319	30.488	15.839	31.049	31.943	242.1
9	1'50.251	30.784	16.277	33.065	37.726	234.2
10	1'43.441	26.006	15.315	30.532	31.588	247.1
11	1'42.911	25.557	15.314	30.232	31.808	246.0
12	1'42.329	25.422	15.321	30.244	31.342	246.5
13	1'45.269	26.719	16.273	30.663	31.614	245.4

16th 5		Yari MONTELLA		Lightech Speed Up		ITA
		Runs=2	Total laps=14	Full laps=8		
1	2'21.128	29.246	15.901	31.938	32.186	243.7
2	1'44.124 *	25.680	15.400	31.085	31.959*	245.4
3	1'43.664	25.585	15.410	30.649	32.020	243.7
4	1'43.545	25.468	15.420	30.816	31.841	240.0
5	1'48.649 *	25.488	16.063	34.712	32.386*	232.2
6	1'43.167	25.507	15.316	30.381	31.963	244.3
7	1'43.357 *	25.362	15.426	30.669	31.900*	241.6
8	1'41.110 P	25.458	15.594	31.649*	28.409	242.1
9	1'52.810	32.035	15.683	31.941	33.151	240.0
10	1'48.914	25.397	15.381	30.470	37.666	244.3
11	1'43.053	25.493	15.200	30.599	31.761	249.4
12	1'43.044	25.800	15.323	30.279	31.642	245.4
13	1'42.438	25.362	15.276	30.298	31.502	245.4
14	1'45.899	25.527	15.342	33.174	31.856	243.2

14th 23		Marcel SCHROTTE		Liqui Moly Intact GP		GER
		Runs=2	Total laps=16	Full laps=10		
1	3'10.493	30.283	15.941	32.329	32.628	240.5
2	1'43.116	25.695	15.441	30.480	31.500	242.1
3	1'42.654 *	25.472	15.291	30.501*	31.390*	244.8
4	1'43.266	25.377	15.359	30.861	31.669	244.8
5	1'42.849	25.304	15.266	30.606	31.673	247.1
6	1'42.829	25.499	15.289	30.472	31.569	244.8
7	1'42.681	25.426	15.314	30.544	31.397	246.0
8	1'42.484 *	25.387	15.328	30.419*	31.350	246.0
9	1'42.415	25.276	15.436	30.377	31.326	240.5

17th 7		Lorenzo BALDA		MV Agusta Forward R		ITA
		Runs=2	Total laps=20	Full laps=16		
1	1'59.421	33.313	15.920	31.334	32.274	235.2
2	1'43.033	25.550	15.462	30.547	31.474	238.4
3	1'43.412	25.871	15.550	30.332	31.659	236.3
4	1'43.212	25.696	15.509	30.359	31.648	236.8
5	1'42.771 *	25.469	15.520	30.257	31.525*	235.2
6	1'41.393 P	27.516	15.630	30.673	27.574	237.3
7	1'54.923	31.578	16.001	34.018	33.326	232.7
8	1'43.019	25.615	15.510	30.384	31.510	235.8

**Fastest Lap:** Sam LOWES Elf Marc VDS Racing GBR 1'41.515 25.122 15.263 29.962 31.168

These data/results cannot be reproduced, stored and/or transmitted in whole or in part by any manner of electronic, mechanical, photocopying, recording, broadcasting or otherwise now known or herein after developed without the previous express consent by the copyright owner, except for reproduction in daily press and regular printed publications on sale to the public within 60 days of the event related to those data/results and always provided that copyright symbol appears together as follows below.  
© DORNA, 2021

# Free Practice Nr. 2

# Moto2

Lap	Lap Time	T1	T2	T3	T4	Speed	Lap	Lap Time	T1	T2	T3	T4	Speed
9	1'43.065	25.636	15.454	30.387	31.588	237.8	6	1'48.152	29.701	15.612	30.982	31.857	238.4
10	1'43.197	25.493	15.505	30.456	31.743	236.8	7	1'43.464 *	25.671*	15.538	30.512	31.744	240.0
11	1'42.584	25.391	15.472	30.264	31.457	236.3	8	1'43.071	25.504	15.469	30.520	31.578	237.3
12	1'42.631	25.303	15.422	30.485	31.421	237.3	9	1'42.959	25.378	15.441	30.568	31.572	241.6
13	1'42.954	25.517	15.574	30.427	31.436	236.8	10	1'44.875 P	27.210	16.548	32.681	28.436	204.9
14	1'42.777	25.454	15.485	30.371	31.467	239.4	11	1'48.001	30.066	15.610	30.727	31.598	240.0
15	1'42.854	25.448	15.431	30.433	31.542	238.9	12	1'42.673	25.447	15.348	30.465	31.413	244.3
16	1'42.731	25.446	15.466	30.315	31.504	237.3	13	1'42.648	25.361	15.448	30.356	31.483	242.1
17	1'42.685	25.463	15.469	30.256	31.497	238.4	14	1'51.333	25.393	15.474	33.502	36.964	239.4
18	1'42.533	25.379	15.443	30.287	31.424	238.4	15	1'44.061	25.533	15.928	30.923	31.677	224.0
19	1'42.613	25.355	15.473	30.334	31.451	238.4	16	1'42.970	25.418	15.382	30.415	31.755	243.2
20	1'42.585	25.390	15.448	30.340	31.407	239.4							

**18th 44 Aron CANET** Inde Aspar Team SPA  
Runs=4 Total laps=14 Full laps=6

1	2'56.749	29.289	15.456	30.767	31.861	240.0
2	1'42.769	25.427	15.374	30.526	31.442	241.0
3	1'42.438 P	25.355	15.393	30.297*	31.393	243.2
4	1'49.573 *	31.602	15.608	30.805*	31.558	238.9
5	1'42.185 P	26.14*	16.562	31.155*	28.324	236.3
6	1'48.025	29.950	15.548	30.829	31.698	240.0
7	1'43.179	25.668	15.406	30.635	31.470	240.0
8	1'42.717	25.376	15.443	30.362	31.536	238.9
9	1'42.415 P	25.376	15.437	31.223	30.379	240.0
10	1'50.587	30.372	15.580	30.481	34.154	242.1
11	1'50.539	25.439	16.839	32.134	36.127	191.8
12	1'42.190 *	25.37*	15.221	30.157	31.440*	244.3
13	1'47.695	25.304	15.228	30.397	36.766	246.0
14	1'42.575	25.290	15.288	30.383	31.614	245.4

**21st 42 Marcos RAMIREZ** American Racing SPA  
Runs=3 Total laps=15 Full laps=7

1	2'52.273	29.509	15.702	31.369	31.894	243.2
2	1'43.032	25.447	15.332	30.507	31.746	248.2
3	1'43.017 *	25.415	15.355	30.514*	31.733	244.8
4	1'45.186 *	25.458	16.778	31.278	31.672*	230.2
5	1'39.499 P	25.381	15.332	30.519	28.267	245.4
6	1'54.001	29.220	15.787	36.720	32.274	240.0
7	1'48.510	25.742	15.676	35.312	31.780	241.0
8	1'43.299	25.498	15.412	30.654	31.735	243.2
9	1'51.592 *	27.51*	15.570	35.315	33.190	241.6
10	1'41.061 P	25.500	15.588	31.205	28.768	242.1
11	1'57.184	33.322	17.655	34.229	31.978	169.0
12	1'43.020	25.499	15.343	30.473	31.705	244.8
13	1'48.443	25.326	15.422	35.705	31.990	245.4
14	1'42.871	25.418	15.430	30.404	31.619	242.6
15	1'42.723	25.237	15.419	30.442	31.625	244.3

**19th 79 Ai OGURA** IDEMITSU Honda Te JPN  
Runs=2 Total laps=16 Full laps=8

1	2'41.269	31.640	15.941	31.629	32.216	246.0
2	1'43.385	25.650	15.355	30.719	31.661	244.8
3	1'43.881 *	25.498	15.497	30.696	32.190*	241.6
4	1'46.004	25.630	15.519	30.823	34.032	240.5
5	1'43.096	25.459	15.271	30.418	31.948	247.7
6	1'47.392 *	29.49*	15.522	30.576	31.797	243.7
7	1'42.822	25.327	15.456	30.437	31.602	243.7
8	1'43.914 *	25.422	15.631	31.168*	31.693	244.8
9	1'42.588	25.342	15.383	30.260	31.603	242.6
10	1'42.197 P	26.188	15.738	31.677	28.594	240.5
11	1'54.482	34.296	16.186	31.514	32.486	240.5
12	1'45.679	25.761	15.582	30.893	33.443	237.8
13	1'47.019	25.554	15.364	33.375	32.726	244.8
14	1'42.934 *	25.59*	15.337	30.350	31.653*	244.8
15	1'47.513 *	25.434	15.358	32.875	33.846*	244.3
16	1'43.043	25.502	15.387	30.423	31.731	243.7

**22nd 19 Lorenzo DALLA PO** Italtrans Racing Team ITA  
Runs=3 Total laps=17 Full laps=7

1	2'21.443	29.352	15.863	32.233	32.351	245.4
2	1'44.292	25.815	15.329	30.944	32.204	249.4
3	1'44.054	26.007	15.547	30.736	31.764	246.5
4	1'43.525	25.710	15.380	30.754	31.681	245.4
5	1'46.987 *	25.62*	15.800	33.674	31.886	245.4
6	1'42.734	25.393	15.298	30.527	31.516	247.7
7	1'55.235 *	32.25*	15.573	34.834	32.574	244.3
8	1'43.772 *	25.625	15.470	31.011*	31.666	244.8
9	1'43.590 P	25.658	15.522	33.260	29.150	242.1
10	2'03.194	41.518	15.926	33.880	31.870	239.4
11	1'43.763	25.600	15.408	30.708	32.047	245.4
12	1'40.209 P	25.527	15.499	30.556	28.627	240.5
13	1'48.666	30.337	15.756	30.965	31.608	240.5
14	1'43.163 *	25.47*	15.414	30.628	31.643	244.8
15	1'42.840	25.554	15.354	30.453	31.479	244.8
16	1'42.777	25.374	15.363	30.459	31.581	245.4
17	1'42.942 *	25.51*	15.430	30.540	31.454	243.2

**20th 64 Bo BENDSNEYDER** Pertamina Mandalika NED  
Runs=3 Total laps=16 Full laps=9

1	2'06.624	31.066	15.792	31.310	31.940	242.1
2	1'43.648 *	25.718	15.458	30.633	31.839*	244.3
3	1'43.107	25.614	15.452	30.491	31.550	243.2
4	1'43.831	25.571	15.396	30.742	32.122	243.7
5	1'44.252 P	27.830	15.854	31.464	29.104	240.0

**23rd 13 Celestino VIETTI** SKY Racing Team VR ITA  
Runs=2 Total laps=11 Full laps=6

1	3'07.895	29.809	15.963	31.497	32.192	238.9
2	1'44.149	25.937	15.503	30.942	31.767	239.4
3	1'43.542 *	25.652	15.528	30.786*	31.576	241.0
4	1'43.571	25.599	15.437	31.004	31.531	240.5

**Fastest Lap:** Sam LOWES Elf Marc VDS Racing GBR 1'41.515 25.122 15.263 29.962 31.168

These data/results cannot be reproduced, stored and/or transmitted in whole or in part by any manner of electronic, mechanical, photocopying, recording, broadcasting or otherwise now known or herein after developed without the previous express consent by the copyright owner, except for reproduction in daily press and regular printed publications on sale to the public within 60 days of the event related to those data/results and always provided that copyright symbol appears together as follows below.  
© DORNA, 2021



## Free Practice Nr. 2

## Moto2

Lap	Lap Time	T1	T2	T3	T4	Speed	Lap	Lap Time	T1	T2	T3	T4	Speed
5	1'42.841	25.444	15.349	30.527	31.521	244.8	8	1'44.392	26.317	15.552	30.708	31.815	241.0
6	1'43.091	25.332	15.378	30.589	31.792	241.6	9	1'43.966	25.775	15.524	30.735	31.932	242.1
7	22'20.599 P	25.392	15.320			244.3	10	1'52.755	25.604	15.495	30.830	40.826	241.6
8	1'55.056	30.565	19.558	32.210	32.723	214.7	11	1'47.331	25.720	15.409	34.439	31.763	243.7
9	1'47.422	26.358	17.189	31.557	32.318	220.4	12	1'46.658	25.688	17.249	31.738	31.983	197.8
10	1'44.912	26.034	15.554	31.083	32.241	241.0	unfinished	28.160	16.453	32.109	27.067	191.1	
11	1'44.607 *	25.825	15.592	31.044	32.146*	240.0							

24th	24	Simone CORSI	MV Agusta Forward R	ITA	Runs=2	Total laps=17	Full laps=13
1	1'59.988	31.874	15.888	31.379	32.023	240.5	
2	1'43.589 *	25.751	15.456	30.604	31.778*	240.5	
3	1'42.842	25.511	15.429	30.451	31.451	238.9	
4	1'43.011	25.569	15.429	30.473	31.540	241.0	
5	1'42.876	25.452	15.366	30.448	31.610	242.6	
6	1'43.849	25.777	15.650	30.653	31.769	238.4	
7	1'43.624	25.586	15.591	30.676	31.771	236.8	
8	1'42.633 P	26.489	15.913	31.277*	28.954	236.3	
9	1'50.218	30.529	15.936	31.290	32.463	233.2	
10	1'44.517	25.830	15.691	30.884	32.112	235.8	
11	1'46.164	25.636	15.616	30.561	34.351	237.8	
12	1'44.410	26.030	15.559	30.666	32.155	241.6	
13	1'43.474	25.635	15.599	30.582	31.658	238.9	
14	1'43.359	25.529	15.550	30.566	31.714	238.4	
15	1'43.742	25.600	15.594	30.682	31.866	237.8	
16	1'45.413	25.711	15.623	31.217	32.862	237.3	
17	1'44.699	25.814	15.754	31.100	32.031	238.9	

25th	75	Albert ARENAS	Inde Aspar Team	SPA	Runs=3	Total laps=16	Full laps=6
1	2'44.741	30.573	15.617	32.938	37.815	244.3	
2	1'43.372	25.754	15.357	30.520	31.741	244.8	
3	1'43.035 *	25.628	15.308	30.482*	31.617	246.5	
4	1'43.750	25.473	15.292	31.166	31.819	243.7	
5	1'42.955	25.480	15.254	30.389	31.832	246.0	
6	1'42.998	25.354	15.454	30.543	31.647	241.6	
7	1'47.607	25.455	15.602	30.683	35.867	242.1	
8	1'44.014 *	25.416	15.354	31.398*	31.846	246.5	
9	1'43.139 *	25.487	15.391	30.608	31.653*	242.6	
10	1'41.102 P	25.317	15.392	30.715	29.678	242.1	
11	1'48.519	29.699	15.708	31.051	32.061	239.4	
12	1'43.539	25.694	15.573	30.646	31.626	241.0	
13	1'37.794 P	25.430	15.352	30.592	26.420	244.8	
14	1'50.285	30.488	15.634	32.425	31.738	242.6	
15	1'43.323 *	25.586	15.469	30.661	31.607*	240.5	
16	1'42.975 *	25.260	15.356	30.525	31.834*	244.3	

26th	12	Thomas LUTHI	Pertamina Mandalika	SWI	Runs=3	Total laps=13	Full laps=7
1	2'24.924 *	29.106	15.928	31.566	32.419*	239.4	
2	1'45.155	27.149	15.417	30.725	31.864	242.1	
3	1'42.960	25.423	15.459	30.442	31.636	244.3	
4	1'43.574	25.479	15.290	31.032	31.773	243.7	
5	1'44.145 P	29.027	16.214	31.732	27.172	237.8	
6	1'49.432	30.617	15.719	31.121	31.975	238.9	
7	1'54.886	30.880	15.842	31.416	32.528	237.8	

27th	55	Hafizh SYAHRIN	NTS RW Racing GP	MAL	Runs=3	Total laps=17	Full laps=10
1	2'22.713	33.669	17.070	34.609	32.664	234.7	
2	1'43.932	25.830	15.476	30.827	31.799	243.2	
3	1'43.349	25.682	15.342	30.652	31.673	248.2	
4	1'48.400 *	29.26*	15.599	31.043	32.491	241.6	
5	1'44.637	25.908	15.569	30.980	32.180	242.6	
6	1'43.737	25.699	15.424	30.811	31.803	242.6	
7	1'49.702 P	29.071	16.839	32.714	31.078	229.2	
8	1'55.506	34.790	16.332	32.070	32.314	236.8	
9	1'44.206	25.770	15.594	30.834	32.008	240.0	
10	1'44.255	25.903	15.574	30.781	31.997	239.4	
11	1'42.700 P	26.409	15.935	31.645	28.711	237.3	
12	1'54.133	34.137	15.998	31.946	32.052	240.0	
13	1'43.284	25.685	15.426	30.491	31.682	241.6	
14	1'42.965	25.468	15.420	30.405	31.672	242.6	
15	1'46.990 *	27.65*	15.953	30.985	32.398	238.9	
16	1'43.198	25.576	15.354	30.495	31.773	242.6	
17	1'48.137	28.260	15.833	31.493	32.551	239.4	

28th	6	Cameron BEAUBIE	American Racing	USA	Runs=2	Total laps=7	Full laps=4
1	2'29.204	30.789	15.866	31.259	32.003	242.1	
2	1'43.495	25.795	15.338	30.548	31.814	246.0	
3	30'02.136 P	25.547	15.435			244.8	
4	1'51.144	31.610	15.796	31.391	32.347	241.6	
5	1'43.674	25.709	15.432	30.609	31.924	243.7	
6	1'44.938	25.649	15.635	30.657	32.997	244.3	
7	1'43.171	25.580	15.395	30.453	31.743	245.4	

29th	14	Tony ARBOLINO	Liqui Moly Intact GP	ITA	Runs=2	Total laps=15	Full laps=9
1	2'45.777	29.199	15.952	31.570	36.448	241.6	
2	1'44.375	25.944	15.545	30.900	31.986	244.8	
3	1'43.594 *	25.576	15.455	30.866*	31.697	244.3	
4	1'44.378	26.352	15.418	30.785	31.823	242.6	
5	1'46.603 *	25.751	15.455	30.583	34.814*	246.0	
6	1'42.013 P	26.206	15.422	30.987	29.398	244.3	
7	1'50.146	31.176	15.704	31.290	31.976	238.9	
8	1'44.141 *	25.742	15.606	30.851	31.942*	242.6	
9	1'44.041	25.753	15.570	30.752	31.966	244.3	
10	1'43.620	25.600	15.438	30.728	31.854	246.0	
11	1'45.567	25.635	15.982	31.790	32.160	231.7	
12	1'43.657	25.686	15.580	30.554	31.837	242.6	
13	1'43.797	25.704	15.551	30.711	31.831	242.1	
14	1'44.087	25.599	15.595	30.797	32.096	242.6	
15	1'50.888	25.910	15.633	36.785	32.560	241.6	

**Fastest Lap:** Sam LOWES Elf Marc VDS Racing GBR 1'41.515 25.122 15.263 29.962 31.168

These data/results cannot be reproduced, stored and/or transmitted in whole or in part by any manner of electronic, mechanical, photocopying, recording, broadcasting or otherwise now known or herein after developed without the previous express consent by the copyright owner, except for reproduction in daily press and regular printed publications on sale to the public within 60 days of the event related to those data/results and always provided that copyright symbol appears together as follows below.  
© DORNA, 2021



# Free Practice Nr. 2

Moto2

Lap	Lap Time	T1	T2	T3	T4	Speed	Lap	Lap Time	T1	T2	T3	T4	Speed
<b>30th</b>	<b>10</b>	<b>Tommaso MARCON</b> MV Agusta Forward R ITA						Runs=1	Total laps=11	Full laps=6			
1	2'01.597	32.958	16.075	31.698	32.649	237.3							
2	1'45.482 *	26.256	15.681	31.139	32.406*	236.3							
3	<b>1'45.214</b>	26.127	15.792	31.163	32.132	235.2							
4	<b>1'45.104</b>	25.959	15.675	30.970	32.500	235.2							
5	<b>1'47.722</b>	26.156	16.217	31.894	33.455	222.2							
6	1'40.081 P	26.036	15.716	30.899	27.430	234.7							
7	1'54.816	32.647	16.199	31.868	34.102	229.2							
8	1'44.859 *	26.123	15.665	30.902	32.169*	<b>241.0</b>							
9	<b>1'45.332</b>	25.736	<b>15.514</b>	31.254	32.828	237.8							
10	<b>1'43.860</b>	25.698	15.559	30.838	<b>31.765</b>	238.9							
11	<b>1'43.702</b>	<b>25.500</b>	15.579	<b>30.524</b>	32.099	236.3							
<b>31st</b>	<b>32</b>	<b>Taiga HADA</b> NTS RW Racing GP JPN						Runs=2	Total laps=16	Full laps=13			
1	2'19.666	34.359	16.126	36.005	33.151	240.0							
2	<b>1'45.925</b>	26.209	15.620	31.924	32.172	242.1							
3	<b>1'46.034</b>	26.483	15.490	31.600	32.461	245.4							
4	<b>1'45.706</b>	26.260	15.638	31.693	32.115	241.6							
5	<b>1'46.101</b>	26.096	15.731	31.499	32.775	242.1							
6	<b>1'44.896</b>	26.039	15.469	31.236	32.152	244.8							
7	1'42.216 P	26.213	15.729	32.057	28.217	242.1							
8	1'54.579	34.495	16.021	31.934	32.129	238.4							
9	<b>1'45.141</b>	26.146	15.596	31.322	32.077	240.5							
10	<b>1'45.136</b>	26.066	15.590	31.427	32.053	242.1							
11	<b>1'46.029</b>	25.978	16.116	31.887	32.048	233.7							
12	<b>1'45.746</b>	25.902	15.483	<b>30.971</b>	33.390	243.7							
13	<b>1'44.483</b>	25.895	<b>15.424</b>	31.126	32.038	245.4							
14	<b>1'44.423</b>	<b>25.885</b>	15.492	31.066	<b>31.980</b>	<b>247.7</b>							
15	<b>1'45.093</b>	25.937	15.634	31.203	32.319	242.6							
16	<b>1'49.486</b>	29.121	15.722	31.933	32.710	242.1							

**Fastest Lap:** Sam LOWES Elf Marc VDS Racing GBR **1'41.515** 25.122 15.263 29.962 31.168

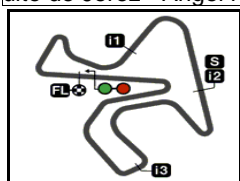
These data/results cannot be reproduced, stored and/or transmitted in whole or in part by any manner of electronic, mechanical, photocopying, recording, broadcasting or otherwise now known or herein after developed without the previous express consent by the copyright owner, except for reproduction in daily press and regular printed publications on sale to the public within 60 days of the event related to those data/results and always provided that copyright symbol appears together as follows below.  
© DORNA, 2021

Official MotoGP Timing by TISSOT  
www.motogp.com

Jerez de la Frontera, Friday, April 30, 2021

Page 6 of 6





4423 m.

# GRAN PREMIO RED BULL DE ESPAÑA

## Free Practice Nr. 2

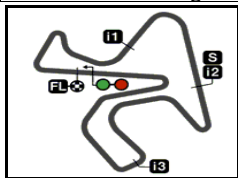
### Best Partial Times

*IT* Ideal Lap Time, sum of the best partial times

*BT* Best Lap Time

<b>T1</b>		<b>T2</b>		<b>T3</b>		<b>T4</b>				<i>IT</i>	<i>BT</i>	
Pos	Rider	Time	Rider	Time	Rider	Time	Rider	Time	Pos	Rider		
1	R.GARDNER	25.115	S.CHANTRA	15.149	S.LOWES	29.962	J.ROBERTS	31.153	1	<b>S.LOWES</b>	1'41.471	1'41.515 (1)
2	<b>S.LOWES</b>	<b>25.122</b>	<b>J.DIXON</b>	<b>15.171</b>	<b>J.DIXON</b>	<b>30.011</b>	<b>S.LOWES</b>	<b>31.168</b>	2	<b>R.GARDNER</b>	1'41.659	1'41.774 (2)
3	J.ROBERTS	25.177	M.BEZZECCHI	15.175	R.GARDNER	30.023	N.BULEGA	31.195	3	<b>J.ROBERTS</b>	1'41.671	1'41.813 (4)
4	<b>X.VIERGE</b>	<b>25.177</b>	<b>Y.MONTELLA</b>	<b>15.200</b>	<b>F.DI GIANNANTO</b>	<b>30.063</b>	<b>R.FERNANDEZ</b>	<b>31.211</b>	4	<b>R.FERNANDEZ</b>	1'41.708	1'41.958 (5)
5	F.DI GIANNANTO	25.209	N.BULEGA	15.201	R.FERNANDEZ	30.079	M.BEZZECCHI	31.217	5	<b>J.DIXON</b>	1'41.746	1'41.785 (3)
6	<b>J.DIXON</b>	<b>25.210</b>	<b>R.FERNANDEZ</b>	<b>15.203</b>	<b>J.ROBERTS</b>	<b>30.110</b>	<b>R.GARDNER</b>	<b>31.281</b>	6	<b>N.BULEGA</b>	1'41.886	1'42.002 (6)
7	R.FERNANDEZ	25.215	S.LOWES	15.219	A.CANET	30.157	S.MANZI	31.303	7	<b>X.VIERGE</b>	1'41.976	1'42.166 (8)
8	<b>M.RAMIREZ</b>	<b>25.237</b>	<b>A.CANET</b>	<b>15.221</b>	<b>S.MANZI</b>	<b>30.184</b>	<b>X.VIERGE</b>	<b>31.323</b>	8	<b>M.BEZZECCHI</b>	1'41.998	1'42.193 (9)
9	J.NAVARRO	25.252	J.ROBERTS	15.231	J.NAVARRO	30.194	M.SCHROTTER	31.326	9	<b>F.DI GIANNAN</b>	1'42.000	1'42.091 (7)
10	<b>A.ARENAS</b>	<b>25.260</b>	<b>R.GARDNER</b>	<b>15.240</b>	<b>X.VIERGE</b>	<b>30.210</b>	<b>H.GARZO</b>	<b>31.342</b>	10	<b>S.MANZI</b>	1'42.036	1'42.252 (11)
11	N.BULEGA	25.273	A.FERNANDEZ	15.248	A.FERNANDEZ	30.213	J.DIXON	31.354	11	<b>J.NAVARRO</b>	1'42.093	1'42.313 (12)
12	<b>M.SCHROTTER</b>	<b>25.276</b>	<b>A.ARENAS</b>	<b>15.254</b>	<b>N.BULEGA</b>	<b>30.217</b>	<b>A.FERNANDEZ</b>	<b>31.355</b>	12	<b>A.FERNANDEZ</b>	1'42.096	1'42.214 (10)
13	A.FERNANDEZ	25.280	S.MANZI	15.262	H.GARZO	30.232	J.NAVARRO	31.356	13	<b>A.CANET</b>	1'42.110	1'42.575 (18)
14	<b>S.MANZI</b>	<b>25.287</b>	<b>M.SCHROTTER</b>	<b>15.266</b>	<b>L.BALDASSARRI</b>	<b>30.256</b>	<b>L.BALDASSARRI</b>	<b>31.407</b>	14	<b>M.SCHROTTE</b>	1'42.245	1'42.415 (14)
15	M.BEZZECCHI	25.289	X.VIERGE	15.266	A.OGURA	30.260	S.CHANTRA	31.412	15	<b>H.GARZO</b>	1'42.288	1'42.329 (13)
16	<b>A.CANET</b>	<b>25.290</b>	<b>A.OGURA</b>	<b>15.271</b>	<b>Y.MONTELLA</b>	<b>30.279</b>	<b>B.BENDSNEYDE</b>	<b>31.413</b>	16	<b>S.CHANTRA</b>	1'42.324	1'42.421 (15)
17	L.BALDASSARRI	25.303	F.DI GIANNANTO	15.274	M.BEZZECCHI	30.317	A.CANET	31.442	17	<b>Y.MONTELLA</b>	1'42.343	1'42.438 (16)
18	<b>A.OGURA</b>	<b>25.327</b>	<b>T.LUTHI</b>	<b>15.290</b>	<b>S.CHANTRA</b>	<b>30.352</b>	<b>S.CORSI</b>	<b>31.451</b>	18	<b>L.BALDASSAR</b>	1'42.388	1'42.533 (17)
19	C.VIETTI	25.332	J.NAVARRO	15.291	B.BENDSNEYDE	30.356	L.DALLA PORTA	31.454	19	<b>A.OGURA</b>	1'42.460	1'42.588 (19)
20	<b>B.BENDSNEYDE</b>	<b>25.361</b>	<b>L.DALLA PORTA</b>	<b>15.298</b>	<b>M.SCHROTTER</b>	<b>30.377</b>	<b>F.DI GIANNANTO</b>	<b>31.454</b>	20	<b>B.BENDSNEY</b>	1'42.478	1'42.648 (20)
21	Y.MONTELLA	25.362	H.GARZO	15.314	A.ARENAS	30.389	Y.MONTELLA	31.502	21	<b>A.ARENAS</b>	1'42.520	1'42.955 (25)
22	<b>L.DALLA PORTA</b>	<b>25.374</b>	<b>C.VIETTI</b>	<b>15.320</b>	<b>M.RAMIREZ</b>	<b>30.404</b>	<b>C.VIETTI</b>	<b>31.521</b>	22	<b>L.DALLA POR</b>	1'42.579	1'42.734 (22)
23	H.GARZO	25.400	M.RAMIREZ	15.332	H.SYHRIN	30.405	A.OGURA	31.602	23	<b>M.RAMIREZ</b>	1'42.592	1'42.723 (21)
24	<b>S.CHANTRA</b>	<b>25.411</b>	<b>C.BEAUBIER</b>	<b>15.338</b>	<b>T.LUTHI</b>	<b>30.442</b>	<b>A.ARENAS</b>	<b>31.617</b>	24	<b>C.VIETTI</b>	1'42.700	1'42.841 (23)

These data/results cannot be reproduced, stored and/or transmitted in whole or in part by any manner of electronic, mechanical, photocopying, recording, broadcasting or otherwise now known or herein after developed without the previous express consent by the copyright owner, except for reproduction in daily press and regular printed publications on sale to the public within 60 days of the event related to those data/results and always provided that copyright symbol appears together as follows below.  
© DORNA, 2021



4423 m.

# GRAN PREMIO RED BULL DE ESPAÑA

## Free Practice Nr. 2

### Best Partial Times

*IT* Ideal Lap Time, sum of the best partial times

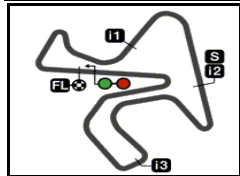
*BT* Best Lap Time

<b>T1</b>		<b>T2</b>		<b>T3</b>		<b>T4</b>				<b>IT</b>	<b>BT</b>	
<i>Pos</i>	<i>Rider</i>	<i>Time</i>	<i>Rider</i>	<i>Time</i>	<i>Rider</i>	<i>Time</i>	<i>Rider</i>	<i>Time</i>	<i>Pos</i>	<i>Rider</i>		
25	T.LUTHI	25.423	H.SYHRIN	15.342	S.CORSI	30.448	M.RAMIREZ	31.619	25	<b>S.CORSI</b>	1'42.717	1'42.842 (24)
26	<b>S.CORSI</b>	<b>25.452</b>	<b>B.BENDSNEYDE</b>	<b>15.348</b>	<b>C.BEAUBIER</b>	<b>30.453</b>	<b>T.LUTHI</b>	<b>31.636</b>	26	<b>T.LUTHI</b>	1'42.791	1'42.960 (26)
27	H.SYHRIN	25.468	S.CORSI	15.366	L.DALLA PORTA	30.453	H.SYHRIN	31.672	27	<b>H.SYHRIN</b>	1'42.887	1'42.965 (27)
28	<b>T.MARCON</b>	<b>25.500</b>	<b>T.ARBOLINO</b>	<b>15.418</b>	<b>T.MARCON</b>	<b>30.524</b>	<b>T.ARBOLINO</b>	<b>31.697</b>	28	<b>C.BEAUBIER</b>	1'43.081	1'43.171 (28)
29	C.BEAUBIER	25.547	L.BALDASSARRI	15.422	C.VIETTI	30.527	C.BEAUBIER	31.743	29	<b>T.ARBOLINO</b>	1'43.245	1'43.620 (29)
30	<b>T.ARBOLINO</b>	<b>25.576</b>	<b>T.HADA</b>	<b>15.424</b>	<b>T.ARBOLINO</b>	<b>30.554</b>	<b>T.MARCON</b>	<b>31.765</b>	30	<b>T.MARCON</b>	1'43.303	1'43.702 (30)
31	T.HADA	25.885	T.MARCON	15.514	T.HADA	30.971	T.HADA	31.980	31	<b>T.HADA</b>	1'44.260	1'44.423 (31)

These data/results cannot be reproduced, stored and/or transmitted in whole or in part by any manner of electronic, mechanical, photocopying, recording, broadcasting or otherwise now known or herein after developed without the previous express consent by the copyright owner, except for reproduction in daily press and regular printed publications on sale to the public within 60 days of the event related to those data/results and always provided that copyright symbol appears together as follows below.  
© DORNA, 2021

Official MotoGP Timing by **TISSOT**  
www.motogp.com






4423 m.

## GRAN PREMIO RED BULL DE ESPAÑA

### Free Practice Nr. 2

### Fastest Laps Sequence

<i>Practice Time</i>	 <i>Rider</i>	<i>Nation</i>	<i>Motorcycle</i>	<i>Time</i>	<i>Km/h</i>	<i>Rider's Lap</i>
<b>3'42.454</b>	7 <b>Lorenzo BALDASSARRI</b>	ITA	MV AGUSTA	<b>1'43.033</b>	154.5	2
<b>4'01.725</b>	9 <b>Jorge NAVARRO</b>	SPA	BOSCOSCURO	<b>1'42.867</b>	154.7	2
<b>4'39.518</b>	44 <b>Aron CANET</b>	SPA	BOSCOSCURO	<b>1'42.769</b>	154.9	2
<b>4'42.841</b>	22 <b>Sam LOWES</b>	GBR	KALEX	<b>1'42.305</b>	155.6	2
<b>8'21.688</b>	16 <b>Joe ROBERTS</b>	USA	KALEX	<b>1'41.941</b>	156.1	4
<b>11'31.129</b>	22 <b>Sam LOWES</b>	GBR	KALEX	<b>1'41.940</b>	156.1	6
<b>36'26.191</b>	87 <b>Remy GARDNER</b>	AUS	KALEX	<b>1'41.774</b>	156.4	15
<b>40'38.252</b>	22 <b>Sam LOWES</b>	GBR	KALEX	<b>1'41.515</b>	156.8	18

These data/results cannot be reproduced, stored and/or transmitted in whole or in part by any manner of electronic, mechanical, photocopying, recording, broadcasting or otherwise now known or herein after developed without the previous express consent by the copyright owner, except for reproduction in daily press and regular printed publications on sale to the public within 60 days of the event related to those data/results and always provided that copyright symbol appears together as follows below.

© DORNA, 2021

Official MotoGP Timing by TISSOT  
www.motogp.com

Jerez de la Frontera, Friday, April 30, 2021

